


# Transport Trolleys



## For dry areas



1 | Standard with railing



2 | 2 doors

### 1 | Shelved Trolley for Dry Areas

Tidies up any equipment room. Height-adjustable wire-mesh shelves with upstand offer ample space for balls of all sizes. The trolley can be divided up to suit your needs. Close-meshed, high-gloss galvanised steel frame with pressed steel grid, mesh size 50 mm. Lockable design with double doors and catch. With 4 easy-rolling swivel castors ø 125 mm. The model with the 16-cm-high railing provides additional storage space for marking cones and other small items. Contents and pad-lock not included. **10-year guarantee!** See table for available versions.

### 2 | Sport-Thieme 'Classic-Rollbox N°5' Transport Trolley

A must-have for small sports halls and equipment rooms! Galvanised steel frame construction (ø 22 mm), close-meshed (50x50 mm). Plastic bottom shelf with metal bars to reinforce the frame, with 2 swivel castors and 2 fixed castors for easy transportation. Can be padlocked if required. Contents and padlock not included. **10-year guarantee!** See table for available versions.

### 3 | Shelf

For equipment transport trolley 2|. **10-year guarantee!** 71 131 1772

Each


More shelved trolleys available online at: [sport-thieme.com](http://sport-thieme.com)

Shelved trolleys

✓ Ideal storage for balls of every kind and size

✓ Ideal for small sports halls and equipment rooms  
✓ Includes shelf

## For swimming pools and wet areas




4 | Version with wheels and railing

**Top rated**  
sport-thieme.com



With plastic rails for opening and closing the doors with ease

With wheels or base feet



### 4 | Pool Wire Storage Trolley

**Suitable for wet areas.** Ideal for storing swimming equipment. The trolley's aluminium wire grid design allows equipment to drip-dry. Freely adjustable shelves allow you to optimally separate storage compartments. Handy sliding doors on plastic runners allow you to easily access the pool equipment. Closed, lockable version made from aluminium. Contents and lock not included. **10-year guarantee!** See table for available versions.

Description Suitable for	1  Shelved Trolley for Dry Areas		2  'Classic-Rollbox N°5' Transport Trolley		4  Pool Wire Storage Trolley			Our choice!	
	'Standard'	'Maxi'			With wheels	clubs	With base feet	5  6  'Jumbo' Transport Trolley	
	schools clubs	schools clubs	schools, clubs nurseries	schools, clubs nurseries	clubs swimming pools	clubs swimming pools	clubs swimming pools	L	XXL / XXL Plus
Dimensions (WxHxD)	150x140x62 cm	150x170x62 cm	72x180x81 cm	72x180x81 cm	125x125x62 cm	148x150x62 cm	148x150x62 cm	schools clubs	schools clubs
Capacity	1,300 l	1,580 l	990 l	990 l	970 l	1,376 l	1,376 l	80x80x60 cm	100x104x62.5 cm
Number of doors	2	2	1	2	2	2	2	380 l	600 l
Number of shelves	3	4	1	1	2	3	3	-	-
Suitable for wet areas	-	-	-	-	✓	✓	✓	-	✓
Maximum load	500 kg	500 kg	500 kg	500 kg	60 kg	90 kg	90 kg	80 kg	100 kg
Product code	71 131 1525	71 131 1538	71 131 1769	71 143 8101	71 270 7903	-	-	71 257 0802	71 131 1785
With railing*	16 cm	16 cm	-	-	-	15 cm	15 cm	-	-
With additional shelf 3	-	-	✓	✓	-	-	-	-	-
With 2 partition walls and folding lid	-	-	-	-	-	-	-	-	✓
Product code	71 131 1554	71 131 1567	71 131 1798	71 143 8114	-	71 270 7916	71 130 9906	-	71 134 6901

\* Increases capacity